



Location: ACL1 - City Hall

Report on 24-hour TSP monitoring

Action Level ($\mu\text{g}/\text{m}^3$) - 163

Limit Level ($\mu\text{g}/\text{m}^3$) - 260

Date	Sampling Time	Weather Condition	Filter paper no.	Filter Weight, g		Elapse Time, hr		Sampling Time, hr	Flow Rate, m^3/min			Total Volume, m^3	TSP Level, $\mu\text{g}/\text{m}^3$
				Initial	Final	Initial	Final		Initial, Q_{si}	Final, Q_{sf}	Average		
1-Sep-14	8:00	Rainy	009817	2.7938	2.8506	3225.18	3249.18	24.00	1.32	1.32	1.32	1899	30
6-Sep-14	8:00	Fine	009473	2.8525	2.9709	3252.18	3276.18	24.00	1.24	1.24	1.24	1789	66
12-Sep-14	8:00	Rainy	010049	2.7617	2.8003	3279.17	3303.17	24.00	1.22	1.22	1.22	1754	22
18-Sep-14	8:00	Rainy	009998	2.7367	2.9237	3306.17	3330.17	24.00	1.32	1.32	1.32	1898	99
24-Sep-14	8:00	Fine	010018	2.7860	2.9808	3333.17	3357.17	24.00	1.25	1.24	1.25	1794	109
29-Sep-14	8:00	Cloudy	009945	2.7441	2.8357	3360.17	3384.17	24.00	1.24	1.24	1.24	1791	51

Report on 1-hour TSP monitoring

Action Level ($\mu\text{g}/\text{m}^3$) - 460

Limit Level ($\mu\text{g}/\text{m}^3$) - 500

Date	Sampling Time	Weather Condition	Filter paper no.	Filter Weight, g		Elapse Time, hr		Sampling Time, hr	Flow Rate, m^3/min			Total Volume, m^3	TSP Level, $\mu\text{g}/\text{m}^3$
				Initial	Final	Initial	Final		Initial, Q_{si}	Final, Q_{sf}	Average		
2-Sep-14	9:40	Fine	009477	2.8478	2.8550	3249.18	3250.18	1.00	1.32	1.32	1.32	79	91
2-Sep-14	10:45	Fine	009478	2.8599	2.8657	3250.18	3251.18	1.00	1.32	1.32	1.32	79	73
2-Sep-14	13:00	Fine	009479	2.8594	2.8643	3251.18	3252.18	1.00	1.32	1.32	1.32	79	62
8-Sep-14	8:25	Fine	008204	2.8159	2.8234	3276.18	3277.18	1.00	1.29	1.29	1.29	78	97
8-Sep-14	9:28	Fine	010047	2.7656	2.7676	3277.18	3278.18	1.00	1.24	1.24	1.24	75	27
8-Sep-14	13:00	Fine	010064	2.7902	2.7935	3278.18	3279.18	1.00	1.24	1.24	1.24	75	44
13-Sep-14	8:35	Cloudy	009992	2.7359	2.7389	3303.17	3304.17	1.00	1.24	1.24	1.24	75	40
13-Sep-14	9:40	Cloudy	010033	2.7780	2.7808	3304.17	3305.17	1.00	1.24	1.24	1.24	75	38
13-Sep-14	10:50	Cloudy	009997	2.7322	2.7341	3305.17	3306.17	1.00	1.24	1.24	1.24	75	25
19-Sep-14	8:40	Rainy	010002	2.7279	2.7422	3330.17	3331.17	1.00	1.32	1.32	1.32	79	181
19-Sep-14	9:45	Rainy	010003	2.7318	2.7496	3331.17	3332.17	1.00	1.32	1.32	1.32	79	225
19-Sep-14	10:50	Rainy	010022	2.7685	2.7855	3332.17	3333.17	1.00	1.32	1.32	1.32	79	215
25-Sep-14	8:43	Fine	010042	2.7727	2.7845	3357.17	3358.17	1.00	1.24	1.24	1.24	75	158
25-Sep-14	9:58	Fine	009957	2.7472	2.7618	3358.17	3359.17	1.00	1.29	1.29	1.29	78	188
25-Sep-14	13:00	Fine	009960	2.7403	2.7474	3359.17	3360.17	1.00	1.27	1.27	1.27	76	93
30-Sep-14	8:58	Rainy	009950	2.7379	2.7466	3384.17	3385.17	1.00	1.19	1.22	1.21	72	120
30-Sep-14	10:20	Rainy	009953	2.7387	2.7482	3385.17	3386.17	1.00	1.27	1.27	1.27	76	125
30-Sep-14	13:00	Rainy	009873	2.7704	2.7796	3386.17	3387.17	1.00	1.29	1.29	1.29	78	119



Location: ACL2a - Contractor HK/2012/08 Site office

Report on 24-hour TSP monitoring

Action Level ($\mu\text{g}/\text{m}^3$) - 187.3

Limit Level ($\mu\text{g}/\text{m}^3$) - 260

Date	Sampling Time	Weather Condition	Filter paper no.	Filter Weight, g		Elapse Time, hr		Sampling Time, hr	Flow Rate, m^3/min			Total Volume, m^3	TSP Level, $\mu\text{g}/\text{m}^3$
				Initial	Final	Initial	Final		Initial, Q_{si}	Final, Q_{sf}	Average		
1-Sep-14	8:00	Rainy	009507	2.8425	2.9548	2357.89	2381.89	24.00	1.16	1.16	1.16	1674	67
6-Sep-14	8:00	Fine	009777	2.8264	3.1241	2384.89	2408.89	24.00	1.14	1.14	1.14	1640	181
12-Sep-14	8:00	Rainy	009499	2.8436	2.9480	2411.88	2435.88	24.00	1.08	1.07	1.07	1548	67
18-Sep-14	8:00	Rainy	009971	2.7457	2.9365	2439.89	2463.89	24.00	1.10	1.09	1.10	1579	121
24-Sep-14	8:00	Fine	010034	2.7784	2.9568	2466.88	2490.88	24.00	1.06	1.05	1.06	1520	117
29-Sep-14	8:00	Cloudy	009939	2.7426	2.8713	2493.87	2517.87	24.00	1.10	1.10	1.10	1580	81

Report on 1-hour TSP monitoring

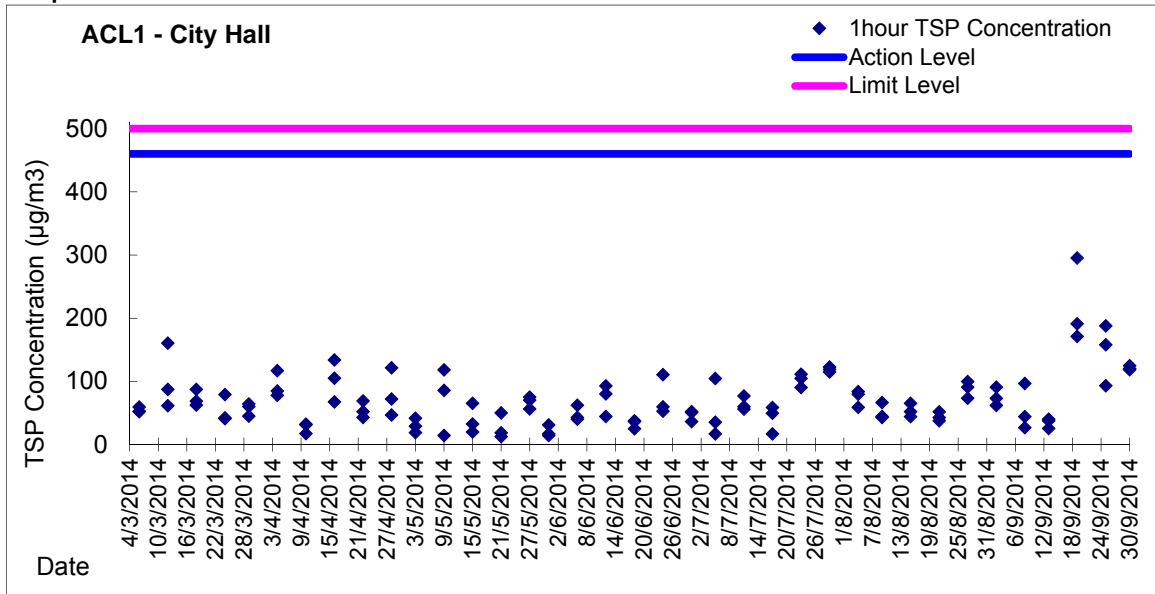
Action Level ($\mu\text{g}/\text{m}^3$) - 300.1

Limit Level ($\mu\text{g}/\text{m}^3$) - 500

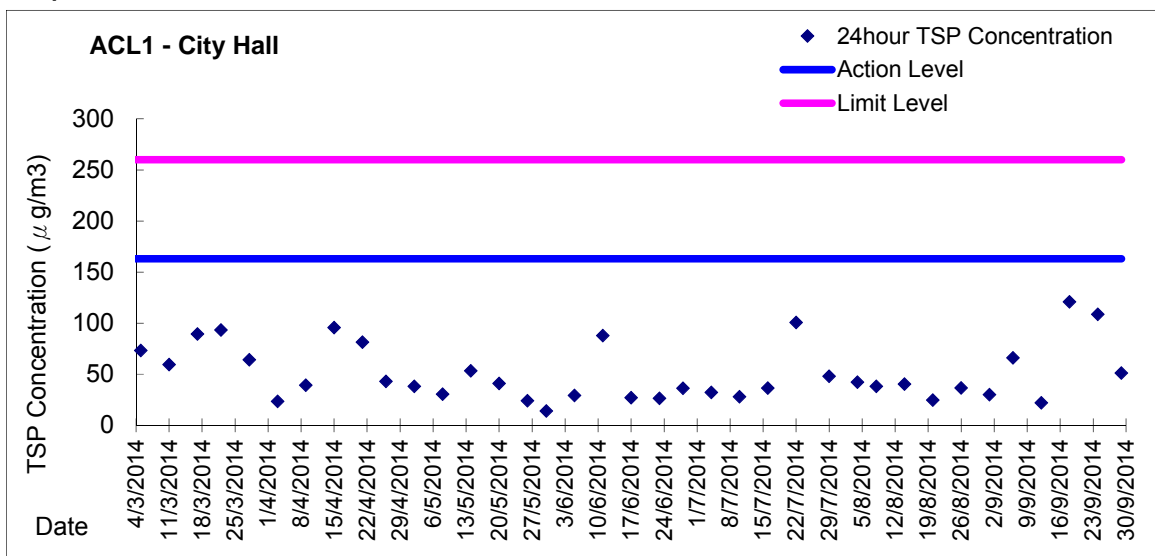
Date	Sampling Time	Weather Condition	Filter paper no.	Filter Weight, g		Elapse Time, hr		Sampling Time, hr	Flow Rate, m^3/min			Total Volume, m^3	TSP Level, $\mu\text{g}/\text{m}^3$
				Initial	Final	Initial	Final		Initial, Q_{si}	Final, Q_{sf}	Average		
2-Sep-14	8:40	Fine	009769	2.8340	2.8360	2381.89	2382.89	1.00	1.05	1.05	1.05	63	32
2-Sep-14	9:45	Fine	009772	2.8369	2.8380	2382.89	2383.89	1.00	1.05	1.05	1.05	63	17
2-Sep-14	10:50	Fine	009775	2.8218	2.8283	2383.89	2384.89	1.00	1.12	1.12	1.12	67	97
8-Sep-14	8:05	Fine	009784	2.8220	2.8250	2408.89	2409.89	1.00	1.14	1.14	1.14	68	44
8-Sep-14	9:30	Fine	009786	2.8396	2.8428	2409.89	2410.89	1.00	1.05	1.05	1.05	63	51
8-Sep-14	10:45	Fine	009496	2.8485	2.8534	2410.89	2411.89	1.00	1.05	1.05	1.05	63	78
13-Sep-14	9:45	Cloudy	010014	2.7703	2.7737	2436.88	2437.88	1.00	1.05	1.05	1.05	63	54
13-Sep-14	10:50	Cloudy	009741	2.8110	2.8156	2437.88	2438.88	1.00	1.12	1.12	1.12	67	69
13-Sep-14	14:00	Cloudy	009966	2.7479	2.7559	2438.88	2439.88	1.00	1.12	1.12	1.12	67	119
19-Sep-14	9:45	Rainy	009460	2.8466	2.8599	2463.89	2464.89	1.00	1.16	1.16	1.16	70	191
19-Sep-14	10:50	Rainy	009463	2.8635	2.8829	2464.89	2465.89	1.00	1.09	1.09	1.09	66	295
19-Sep-14	14:00	Rainy	009465	2.8695	2.8803	2465.89	2466.89	1.00	1.05	1.05	1.05	63	171
25-Sep-14	13:00	Fine	009962	2.7427	2.7533	2490.88	2491.88	1.00	1.14	1.14	1.14	69	155
25-Sep-14	14:05	Fine	009935	2.8263	2.8422	2491.88	2492.88	1.00	1.05	1.05	1.05	63	251
25-Sep-14	15:08	Fine	009936	2.7450	2.7591	2492.88	2493.88	1.00	1.01	1.01	1.01	61	232
30-Sep-14	13:09	Rainy	009899	2.7798	2.7914	2518.87	2519.87	1.00	1.14	1.14	1.14	68	170
30-Sep-14	14:25	Rainy	009902	2.7910	2.8018	2519.87	2520.87	1.00	1.05	1.05	1.05	63	171
30-Sep-14	15:30	Rainy	009905	2.7776	2.7899	2520.87	2521.87	1.00	1.05	1.05	1.05	63	195



Graphic Presentation of 1 hour TSP Result

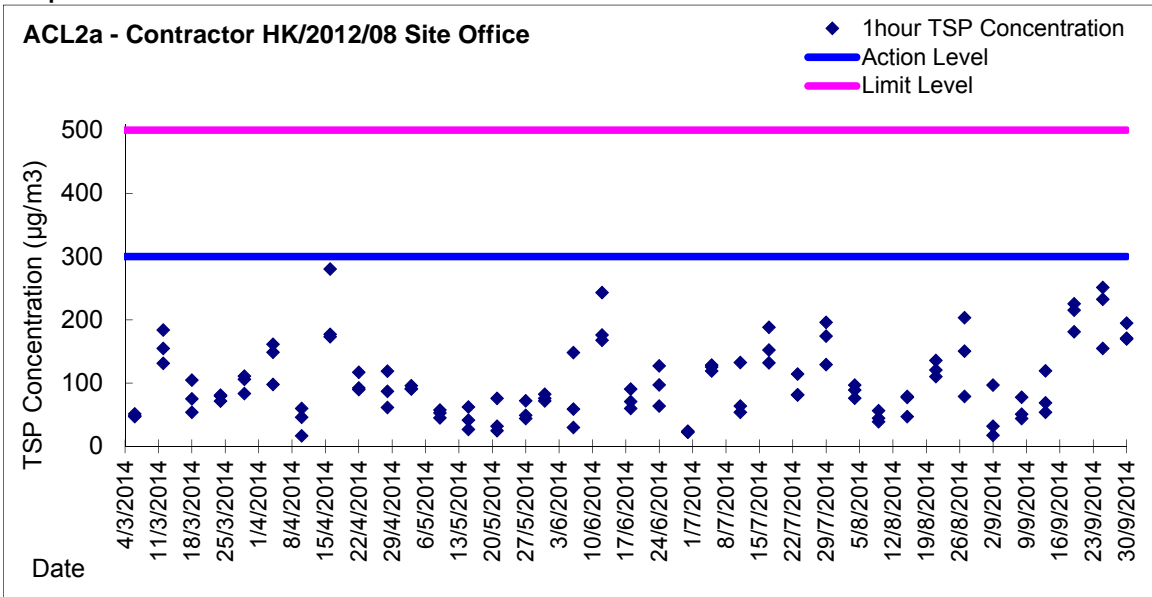


Graphic Presentation of 24 hour TSP Result





Graphic Presentation of 1 hour TSP Result



Graphic Presentation of 24 hour TSP Result

